

Cleaning - Protecting - Maintaining Quarry Tiles unglazed

Unglazed quarry tiles are extremely hard wearing and easy to maintain. Just rinsing the surface with water from time to time is not enough though - only the proper treatment ensures a well-maintained appearance even years from today.

Overview of the 3 Steps *for more detailed instructions, please refer to Page 2*

1

Initial cleaning of newly installed surfaces *used surfaces: Page 2*

Lithofin FZ Cement Residue Remover cleans the surface and leaves it clear of all residues.



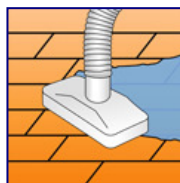
Coverage:
1Ltr./20m²



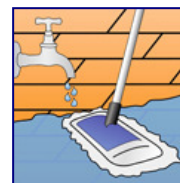
Dilute product 1:5 with water.



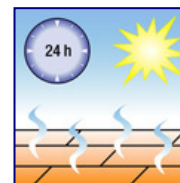
Distribute and allow to work for 5 minutes, then scrub.



Remove the solution from the surface.



Rinse well with plenty of clear water.



Allow to dry.

Please Note: allow grout lines to cure for several days before cleaning. Pre-wet the surface to avoid damage to grout lines.

Necessary equipment: bucket, mop and scrubber, squeegee or wet-and-dry vacuum

2a

Protecting against stains *initial cleaning of used surfaces: Page 2*

Lithofin FZ Stain-Stop -invisible- protects against oil and water and simplifies maintenance.




Coverage:
1Ltr./15m²



Please note.



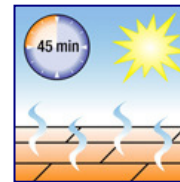
Pour product into bucket or basin.



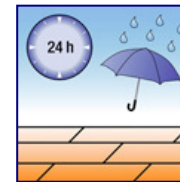
Evenly apply with a brush or a roller.



Remove all excess product from the surface.



Allow to dry for approx. 45 minutes.



Protect from water for 24 hours.

2b

Enhancing the appearance - indoor use only -

Lithofin MULTI-SEAL enhances the colour and produces elegant sheen.



Coverage:
1Ltr./15m²

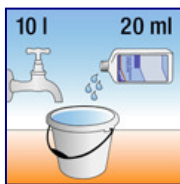
initial cleaning of used surfaces: Page 2

Necessary equipment: bucket, applicator or roller, brush, cloth

3

Regular maintenance

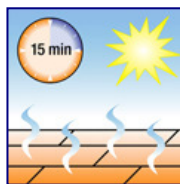
Lithofin KF Easy-Care maintains tile surfaces.



Add one squirt (20ml) to one bucket of water.



Wipe surface with solution. Do not rinse.



Allow to dry. Do not walk on surface during drying time.

Necessary equipment: bucket, mop

Please follow the detailed instructions on the product labels. *for additional information, please refer to Page 2*

1 Cleaning and refurbishing used or extremely dirty surfaces

- ◆ Before treating used surfaces, the stone must be thoroughly cleaned. All deposits and care product residues must be removed from the surface and from the pores.
- ◆ Dilute Lithofin KF Power-Clean up to 1:3 with water and apply generously to the surface. Allow to work for 5 to 10 minutes.
- ➔ Brush well with a scrubber or a scrubbing machine and allow another 5 minutes working time.
- ➔ Add water while brushing and remove the solution from the surface.
- ➔ Rinse twice with clear water in order to remove all residues from the surface.



Entfernen spezieller Verunreinigungen

Cement residues, builders' dirt, calcium deposits	Lithofin FZ Cement Residue Remover
tar, wax, varnish, paint, oil, grease	Lithofin WAX-OFF
stubborn oil stains	Lithofin OIL-EX
dirt deposits, algae growth, mould, etc.	Lithofin KF Mildew-Away

2 Additional information about protective treatments

- ◆ Impregnators such as Lithofin FZ Stain-Stop render the surface water and oil repellent.
- ◆ This protective effect prevents staining or at least simplifies removing stains.
- ◆ The surface becomes easier to maintain and stays beautiful for many years.
- ◆ Lithofin KF Stain-Stop provides optimal protection without altering the surface appearance.
- ◆ We recommend touching up the protective treatment after 4 to 5 years.

Please note:

- ◆ **Always test the product in an inconspicuous area.** Non-absorbent or wet surfaces cannot be treated.
- ◆ Use impregnators only on completely dry surfaces. Otherwise, the product will not be able to penetrate into the surface.

3 Additional care

- ◆ Occasionally use Lithofin KF Power-Clean on surface subjected to heavy wear. Depending on the degree of dirt, add up to one litre to a bucket of cold water. Apply with a scrubbing brush and allow to work for 10 to 20 minutes. Do not allow to dry. Remove with a clean cloth and rinse with clear water.

Please Note:

△ Please follow the detailed instructions on the product labels.

△ This information should be considered to be informal and non-binding. The products must be used according to local conditions and materials. Instructions must be read carefully and followed closely. Where no previous experience is available, or in cases of doubt, test the product in an inconspicuous area. (AU3.08gps)

Agents for Australia:

CDK Stone Pty. Ltd. • Moorabbin 3189 • Phone (Melbourne): (03) 9553 3055 • Phone (Sydney): (02) 9518 0971

Manufactured in Germany by: LITHOFIN AG • 73240 Wendlingen • e-Mail: info@lithofin.de

www.lithofin.com